

# CFS Real Return - Class A

## Investment Option Profile - October 2024

	3 month (%)	6 month (%)	1 year (%) pa	3 years (%) pa	5 years (%) pa	10 years (%) pa	Since inception	Inception date	Fund size
Mezzanine	-	-	-	-	-	-	-	Oct 2024	\$0.00m
Distribution Return	-	-	-	-	-	-	-		
Growth Return	-	-	-	-	-	-	-		
Benchmark^	-	-	-	-	-	-	-		

^ CPI - Australia + 5% pa (100%)

Past performance is not an indicator of future performance for this option or any other option available from Colonial First State.

Returns are calculated on a cumulative year-on-year basis which are then annualised. For funds that have been in existence for less than one year, the since inception performance is actual performance since inception and not annualised. Calculations are based on exit price to exit price with distributions reinvested, after ongoing fees and expenses but excluding individual tax, member fees and entry fees (if applicable). Please refer to the PDS for full details of the applicable fees, costs, and benchmarks.

### Investment objective

The fund aims to deliver a CPI+5% return target, subject to minimising the frequency of negative returns.

### Investment strategy

The strategy of the fund is to invest flexibly to ensure the fund can perform across a range of variable economic environments. The fund will actively adjust the asset exposures to deliver real returns that will be robust across a range of investment conditions. The fund is designed to have a higher focus on capital stability than growth.

### Investment category

Diversified real return

### Minimum suggested timeframe

At least 5 years

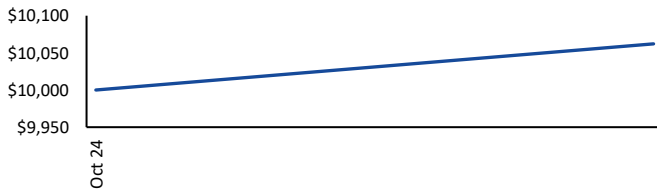
### Portfolio holdings disclosure

The money in your investment option is invested across a range of assets. To see a full list of holdings for this option, please visit [cfs.com.au/PHD](http://cfs.com.au/PHD)

### Investment ranges

Asset class	Range	Benchmark
Alternatives and commodities	0% - 30%	0%
Australian shares	0% - 40%	0%
Cash	0% - 50%	0%
Fixed income and credit	0% - 80%	0%
Global share	0% - 60%	0%
Property and infrastructure	0% - 30%	0%

### Performance chart (\$10,000 invested since inception)




### Distributions (dollars per unit)




CFS Real Return - Class A returns are calculated using exit price to exit price with distributions reinvested, net of management and transaction costs.

### Asset allocation



### Regional allocation



### Disclaimer

Colonial First State Investments Limited ABN 98 002 348 352, AFSL 232468 (CFSIL) is the responsible entity and issuer of Wholesale Mezzanine Investments. The investment information in this option profile is historical, produced as at the date specified above.

We may change asset allocation and securities within the option at any time. Past performance is not an indicator of future performance for this option or any other option available from CFSIL.

This document may include general advice but does not take into account your individual objectives, financial situation, needs or tax circumstances. The Target Market Determinations (TMD) for our financial products can be found at [www.cfs.com.au/tmd](http://www.cfs.com.au/tmd), which include a description of who a financial product might suit. You should read the relevant Product Disclosure Statement (PDS) and Financial Services Guide (FSG) carefully, assess whether the information is appropriate for you, and consider talking to a financial adviser before making an investment decision. You can get the PDS and FSG at [www.cfs.com.au](http://www.cfs.com.au) or by calling us on 13 13 36.

# CFS Real Return - Class A



## Investment Option Profile - October 2024

### Top 10 holdings as at 31 October 2024

0	0.00%
0	0.00%
0	0.00%
0	0.00%
0	0.00%
0	0.00%
0	0.00%
0	0.00%
0	0.00%
0	0.00%

### Disclaimer

Colonial First State Investments Limited ABN 98 002 348 352, AFSL 232468 (CFSIL) is the responsible entity and issuer of Wholesale Mezzanine Investments. The investment information in this option profile is historical, produced as at the date specified above.

We may change asset allocation and securities within the option at any time. Past performance is not an indicator of future performance for this option or any other option available from CFSIL.

This document may include general advice but does not take into account your individual objectives, financial situation, needs or tax circumstances. The Target Market Determinations (TMD) for our financial products can be found at [www.cfs.com.au/tmd](http://www.cfs.com.au/tmd), which include a description of who a financial product might suit. You should read the relevant Product Disclosure Statement (PDS) and Financial Services Guide (FSG) carefully, assess whether the information is appropriate for you, and consider talking to a financial adviser before making an investment decision. You can get the PDS and FSG at [www.cfs.com.au](http://www.cfs.com.au) or by calling us on 13 13 36.